
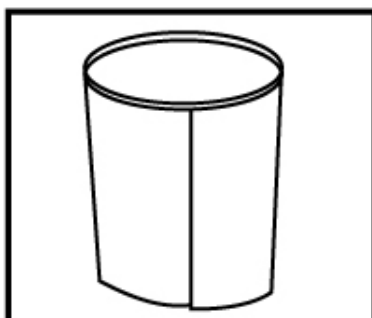


Da: Monteringsguide for filterposer med membran


Eng: Mounting guide for filterbags with membrane



Da: Rens hullet i hulpladen.
Eng: Clean tube sheet.



Da: Montagering.
Eng: Mounting ring.



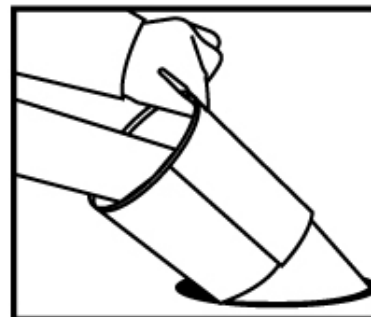
Da: Indsæt monterering i hulpladen.
Eng: Insert the mounting ring in the tube sheet.



Da: Filterpose med top.
Eng: Filterbag with top.




Da: Før posen gennem montereringen.
Eng: Lead the bag through the mounting ring.



Da: Løft montereringen over toppen.
Eng: Lift the mounting ring over the top of the filterbag.



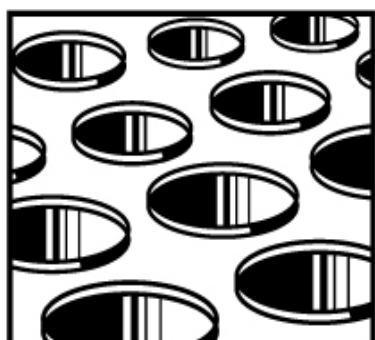
Da: Fjern montereringen.
Eng: Remove the mounting ring



Da: Fold snapringen med fingrene.
Eng: Fold the top with your thumbs.



Da: Skub den bøjede side på plads.
Eng: Push the bent side in place.



Da: Alle poser er på plads i hulpladen.
Eng: All bags in place in tubesheet.